



Track Enterprise Metrics Throughout Your Lean Organization

- > *Quickly*
- > *Easily*
- > *Efficiently*



**TBM's experience & leadership:
The key to your success**

Breakthrough Solution to Manage Metrics, People and Projects

In today's business climate, there is enormous pressure to deliver short-term, dramatic results. Lean business processes, accurate measurement of key performance indicators (KPIs) and effective tracking are critical to your success.

Stay on Track and Deliver Results

Dploy KPI — part of TBM's suite of Dploy Solutions — provides the tools to connect people, process and planning to critical performance metrics. Dploy KPI simplifies the unwieldy and often untenable process of tracking key performance indicators throughout your organization. As a web-based solution, Dploy KPI keeps you connected to your objectives and your people, so you stay on track and deliver measurable results.

Dploy KPI gives you the means to:

- > Manage daily, weekly or monthly results, improving visibility and accountability at all organizational levels
- > Understand the activity-generating results with real-time access and visibility to action plans
- > Identify and respond to problems before they get out of hand
- > Significantly reduce the time and cost of paper spreadsheet administration

TBM Consulting Group is the global leader in lean innovation and rapid performance improvements for manufacturing and service industries. We deliver an unparalleled depth and breadth of experience helping organizations implement lean practices, improve metrics and increase profitability.

Our proven approach and philosophy are behind Dploy KPI, a unique web-based metrics tracking solution that can be consistently applied across your entire organization.

Our goal: to help you accelerate and sustain transformational results.



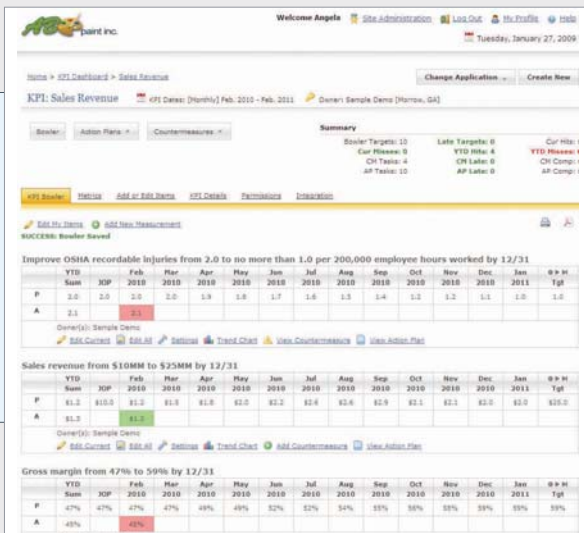
Measure what matters. Drive accountability. Stay on track.

With Dploy KPI's easy-to-use, web-based solution you gain the technology to stay focused on your critical performance measures – and the means to easily achieve them.

The Bowler Chart

Stay on track to make the year

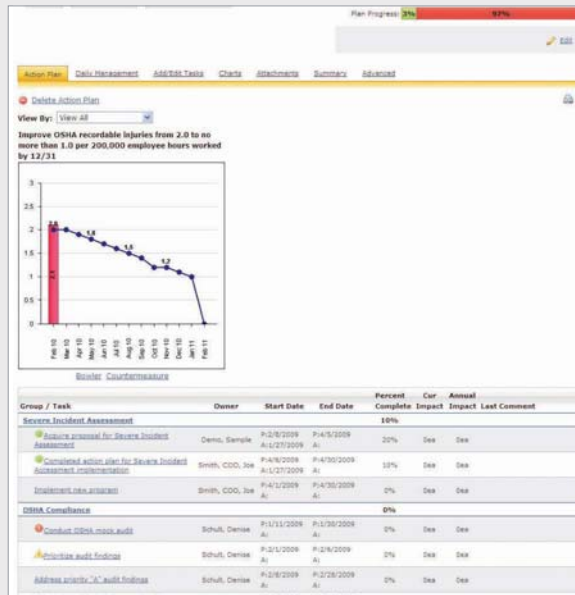
See all key tracking metrics in one place. Provides a high-level view for leaders responsible for growth and profitability. Helps you focus your efforts so you know when to jump in and provide support to keep key metrics on track.



Action Plans

Proactively identify and remove roadblocks.

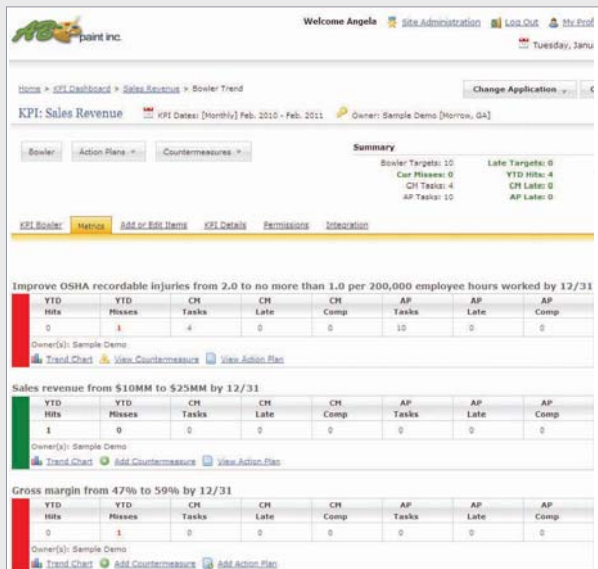
Clearly identify critical path actions, see who's responsible for delivering and when, and monitor progress easily. No more getting to the end of a project and asking, "How did this happen?" Now you always know what happened because you had a plan and you can see what worked and where things fell down. Even more important – you can fix problems before they snowball. Track progress daily with due dates, owners and percentage complete.



Metrics Dashboard

Green light or red light?

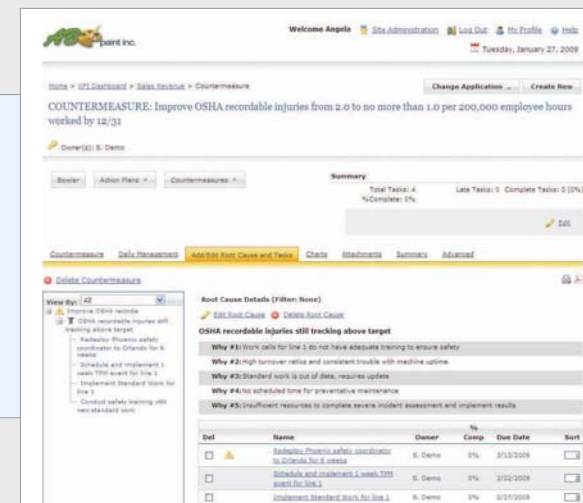
Track quantifiable, measurable performance vs. goal. Easy-to-understand dashboard lets you quickly see which key metrics are on or off track. Drill down to trend charts, countermeasures and action plans.



Root Cause & Countermeasure

Get your team back on track

Identify the problem, address the issue and fix it, using the discipline of root cause analysis. Quickly identify targets that are falling behind so you can remove obstacles, immediately reallocate resources and get back on track. Add actionable tasks specific to individual countermeasures.



Testimonials

“There are other dashboard solutions out there, but none offer the combination of reporting with the capability to track projects that directly impact results. This action-oriented solution has helped us to ensure accountability by clearly aligning people to tactical plans and results.”

— Chris Peetz
Vice President of Operations
Jacuzzi Whirlpool Bath

“This solution has provided us with a more disciplined approach and a place to track all our projects needed to achieve our goal. When goals are not achieved we know which ones need immediate action to drive to the root cause and get back on track.”

— Patty Breig
General Manager
Chemineer, Inc.

What's Next?

Learn more about Dploy KPI and other Dploy Solutions such as Dploy Strategy and Dploy Knowledge. Visit www.dplysolutions.com.

Request a Demonstration

Contact Kathy Million
kmillion@tbmcg.com
or 800.438.5535.



24/7 Fingertip Access to Metrics that Matter

Dploy KPI is a fully hosted, web-based, real-time solution. It puts everyone on the same platform, across multiple sites, across companies, across the globe. Updates are instant and control is immediate, 24 hours a day, 365 days a year.

State of the Art Security

We believe that security is more than passwords and firewalls. We take a comprehensive approach to the many components that secure your assets – your data, the application and the hardware housing. Our hosting partner includes complete network security with full firewall protection; SOX/HIPPA and other regulatory compliance with full documentation; 128-bit SSL for all data transfers, multiple layers of disaster recovery and backup, with N+1 redundancy. Equally important, we are positioned to support clients at any scale with immediate scalability and guaranteed uptime.

Our Background

Dploy KPI was developed by TBM, consultants with extensive senior level experience at leading high-performance organizations. We're grounded in the Toyota Production System and specialize in time-based LeanSigma® principles for discrete manufacturers, process companies and service firms worldwide.

Our focus:

Improving business performance, and helping you translate it into sustainable sales and earnings growth.

